

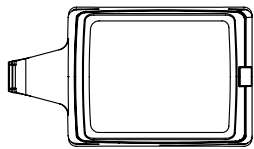
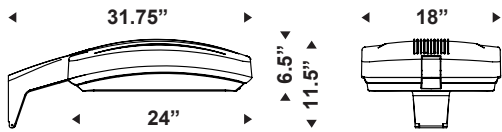
# QUATTRO

## CARGO

series



CAR500



CAR 500

Cargo Series

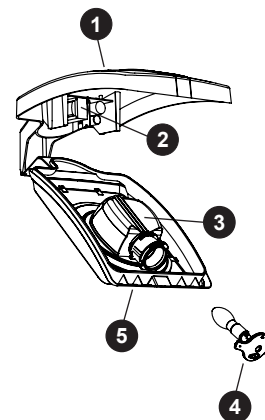


QUATTRO

www.quattrolighting.com

The CAR500 fixture is made of a fixed upper housing and hinged bottom door locked by an integrated latch. Both parts are made of cast aluminum. The fixture is provided with a clear or brushed tempered flat glass lens. Regarding LED device configurations, no need for lens because the LED device is a whole unit and meets the IP66 standard. CAR500 fixture can be mechanically fixed to a square post or wall or else it can be fastened, by using an added adapter, to a 4" or 5" outside diameter post (see codification). Optional: Button type photocell or twist lock photocell receptacle with or without painted photocell cover (make selection).

MAINTENANCE



- 1- Head Module
- 2- Ballast Module
- 3- Optic Module
- 4- Lamp Module
- 5- Lens Frame

OPTIC

OCB \*

Full Cut-Off Reflector Horizontal lamp IP66 Rated



\*Type 1 to 4

L \*

Full Cut-Off LED Module IP66 Rated



\*Type 3 & 5

QRH

Full Cut-Off Reflector Horizontal lamp



Type 3

E.P.A: 1.4 sq ft

WEIGHT: 50 lbs

ORDERING INFO

| PRODUCT | OPTIC | LENS | WATT / SOURCE / SOCKET | VOLTAGE | COLOR | INSTALLATION TYPE | OPTION |
|---------|-------|------|------------------------|---------|-------|-------------------|--------|
| CAR500  | OCB3  | GGC  | 100 MH / MED           | 120     | BKTX  | PAW               | PBT    |

LENS

**GGC:** Clear Tempered Flat Glass  
**GGB:** Brushed Tempered Flat Glass

VOLTAGE

SINGLE TAP: 120 / 208 / 240 / 277 / 347 / 480  
 DUAL TAP: DT1/\_\* (120-240)  
 DT2/\_\* (120-277)  
 TRI TAP: TT1/\_\* (120-208-240)  
 TT2/\_\* (120-277-347)  
 QUAD TAP: QT/\_\* (120-208-240-277)  
 \* = connected at \_\_\_\_\_ volts

WATT / SOURCE / SOCKET

METAL HALIDE 50 / 70 / 100 / 150 / 175 MH MED (Medium: OCB-QRH)  
 70 / 100 / 150 MH MOG (Mogul: OCB)  
 70 / 100 / 150 / 175 / 250 / 400 MH MOG (Mogul: QRH)

Options: /EL Electronic Ballast  
 /D\_\* Step Dimming \*6, 8 or 10 hours

45 / 60 / 90 / 140 MH PGZ12  
 210 / 315 MH PGZ18

Options: /D\_\* Step Dimming \*6, 8 or 10 hours

HIGH PRESSURE SODIUM 35 / 50 / 70 / 100 / 150 HPS MED (Medium: OCB-QRH)  
 50 / 70 / 100 / 150 HPS MOG (Mogul: OCB)  
 50 / 70 / 100 / 150 / 200 / 250 / 400 HPS MOG (Mogul: QRH)

LED 35 / 55 / 70 LEDD (TYPE 3 & 5)  
 31 / 45 / 48 / 65 / 68 / 91 / 99 / 140 LEDF (TYPE 3 & 5)  
 140 LEDE (TYPE 3 & 5)

COLOR

| TEXTURED FINISH         |  | FINE TEXTURED FINISH          |  |
|-------------------------|--|-------------------------------|--|
| <b>BKTX</b> Black       |  | <b>BKST</b> Black             |  |
| <b>BZTX</b> Bronze      |  | <b>ANST</b> Anthracite        |  |
| <b>GNDTX</b> Dark Green |  | <b>GYST</b> Grey              |  |
| <b>GNTX</b> Green       |  | <b>SANST</b> Metallic Sand    |  |
| <b>BUTX</b> Blue        |  |                               |  |
| <b>RDTX</b> Red         |  | SMOOTH FINISH                 |  |
| <b>GYTX</b> Grey        |  | <b>SYSM</b> Nu Sparkle Silver |  |
| <b>TANTX</b> Tan        |  |                               |  |
| <b>WHTX</b> White       |  |                               |  |

INSTALLATION TYPE

**PAW:** Installed on wall or 4" square pole minimum  
**PA45RP:** Installed on 4" or 5" round pole

Round Pole Adapter (PA45RP) Top View



OPTIONS

**PBT:** Button type photocell  
**PTL:** Twist lock photocell receptacle  
**PTL1:** Twist lock photocell receptacle with painted cover