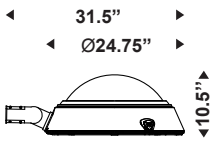


QUATTRO

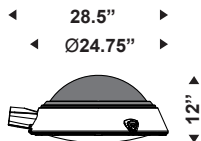
HORIZON series



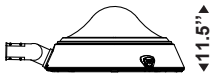
HOZ101S



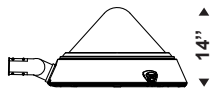
HOZ 100
(PASW)



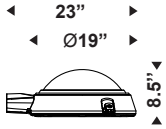
HOZ 100
(GGSC - PA238 - AD Option)



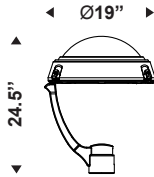
HOZ 120
(PASW)



HOZ 130
(PASW)



HOZ 100S
(PA238)
(max. 175 watts)



HOZ 101S
(max. 175 watts)

Horizon Series

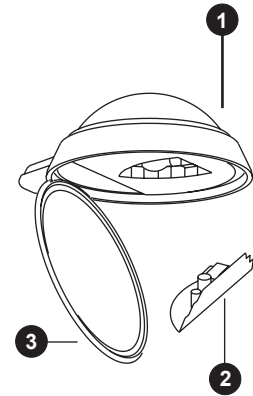


QUATTRO

www.quattrolighting.com

The HOZ 100 series fixtures are made of a heavy spun aluminum hood and a cast aluminum frame provided with a cast aluminum door assembled by means of an integrated hinge and two latches. A cast aluminum arm adapter is welded to the head module. The HOZ 101S, with its vertical single arm, is designed to fit onto a 4" outside diameter post top installation or else, with the addition of a post top reducer, it could fit other pole dimensions. The Horizon series offer clear or brushed, flat or sagged, tempered glass lens. Regarding LED device configurations, no need for lens because the LED device is a whole unit and meets the IP66 Standard. Optional: Button type photocell or twist-lock photocell receptacle with or without painted cover (make selection). Also, a different color finish may be used for the hood (make selection).

MAINTENANCE



- 1- Head Module
- 2- Ballast /cone Module
- 3- Lens Module

OPTIC

OCB_*
Full cut-off
Reflector
Horizontal lamp
IP66 Rated



*Type 1 to 4

L_*
Full cut-off
LED Module
IP66 Rated



*Type 3 & 5

GRH_*
Full cut-off
Reflector
Horizontal lamp
IP66 Rated



*Type 2 or 3

ORH_*
Full cut-off
Reflector
Horizontal lamp
IP66 Rated



*Type 3 or 5

(Only available with
HOZ100, HOZ120 and HOZ130)

(Only available with
HOZ100S and HOZ101S)

E.P.A: 2.1 sq ft

WEIGHT: 53 lbs

ORDERING INFO

PRODUCT	OPTIC	LENS	WATT / SOURCE / SOCKET	VOLTAGE	COLOR	ARM ADAPTER	OPTION
HOZ100	OCB3	GGC	100 MH / MED	120	BKTX	PA238	PBT

LENS

- GGC:** Clear Tempered Flat Glass
- GGB:** Brushed Tempered Flat Glass
- GGSC:** Clear Tempered Sagged Glass Lens
- GGSB:** Brushed Tempered Sagged Glass Lens

VOLTAGE

SINGLE TAP: **120 / 208 / 240 / 277 / 347 / 480**

DUAL TAP: **DT1/_* (120-240)** * = connected at
DT2/_* (120-277) _____ volts

TRI TAP: **TT1/_* (120-208-240)**
TT2/_* (120-277-347)

QUAD TAP: **QT/_* (120-208-240-277)**

WATT / SOURCE / SOCKET

METAL HALIDE	50 / 70 / 100 / 150 / 175	MH	MED	(Medium: OCB-ORH)
	70 / 100 / 150	MH	MOG	(Mogul: OCB)
	250 / 400	MH	MOG	(Mogul: GRH)

Options: /EL Electronic Ballast
/D_* Step Dimming *6, 8 or 10 hours

	45 / 60 / 90 / 140	MH	PGZ12
	210 / 315	MH	PGZ18

Options: /D_* Step Dimming *6, 8 or 10 hours

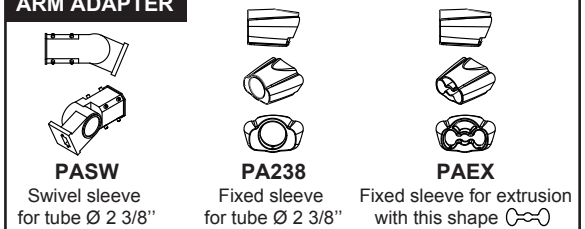
HIGH PRESSURE SODIUM	35 / 50 / 70 / 100 / 150	HPS	MED	(Medium: OCB-ORH)
	50 / 70 / 100 / 150	HPS	MOG	(Mogul: OCB)
	250 / 400	HPS	MOG	(Mogul: GRH)

LED	35 / 55 / 70	LEDD	(TYPE 3 & 5)
	31 / 45 / 48 / 65 / 68 / 91 / 99 / 140	LEDF	(TYPE 3 & 5)
	140	LEDE	(TYPE 3 & 5)

COLOR

TEXTURED FINISH		FINE TEXTURED FINISH	
BKTX	Black	BKST	Black
BZTX	Bronze	ANST	Anthracite
GNDTX	Dark Green	GYST	Grey
GNTX	Green	SANST	Metallic Sand
BUTX	Blue		
RDTX	Red	SMOOTH FINISH	
GYTX	Grey	SYSM	Nu Sparkle Silver
TANTX	Tan		
WHTX	White		

ARM ADAPTER



OPTIONS

- PBT:** Button type photocell
- PTL:** Twist lock photocell receptacle
- PTL1:** Twist lock photocell receptacle c/w painted cover
- AD:** Accent color dome