

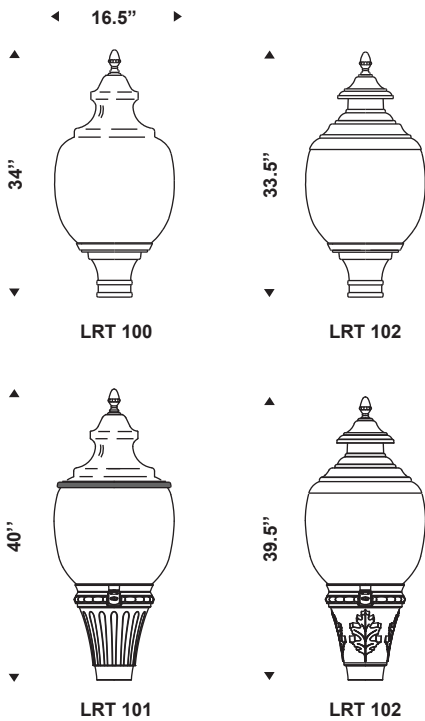


# QUATTRO

## LAURENTIEN series



LRT102




# Laurentien Series



**QUATTRO**  
www.quattrolighting.com

The LRT100 series fixtures are made of a seamless one-piece injection molded globe provided with a cast aluminum finial and mechanically fixed to a cast aluminum collar which is assembled to a cast aluminum fitter. LRT101 offers a two sections globe divided by a decorative cast aluminum ring. LRT102 offers a seamless one-piece injection molded globe provided with a spun aluminum hood, a decorative cupola and a cast aluminum finial. These fixture series offer two types of opening systems, either by a quarter turn rotation of the head module or by means of an integrated hinge to the fitter and collar. The quarter turn opening system allows a tool-free access to the inside of the luminaire while the hinge system allows a tool-free and hands-free access. All fitters are designed to fit onto a 4" outside diameter pole, except for PA7 and PA7H (7" O.D. pole), or else, with the addition of a post top reducer, it could fit other pole dimensions.



OPTIC	
<b>ORV_*</b> Semi cut-off Reflector Vertical lamp (Only available with LRT101 and LRT102)  <b>OG_*</b> Non cut-off Glass refractor Vertical lamp	*Type 3 & 5  *Type 3 & 5
<b>OLS_*</b> <b>OLS_*/QS (IP66)</b> Semi cut-off Louvers System Vertical lamp	*Type 3 & 5
<b>NO5</b> <b>NO5/QS (IP66)</b> Non cut-off Vertical lamp	Type 5
<b>L_*</b> Full cut-off LED Module <b>IP66 Rated</b>	*Type 3 & 5

E.P.A: 1.65 sq ft      WEIGHT: 23 lbs

### ORDERING INFO

PRODUCT	OPTIC	LENS	WATT / SOURCE / SOCKET	VOLTAGE	COLOR	FITTER	FINIAL	OPTION
LRT100	OLS3/QS	GAP	100 MH / MED	120	BKTX	PA2H	F1	PBT

### LENS

**GAF:** Frosted Acrylic  
**GPF:** Frosted Polycarbonate  
**GAO:** Opal Acrylic  
**GPO:** Opal Polycarbonate

### VOLTAGE

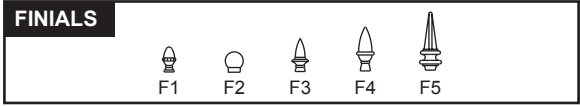
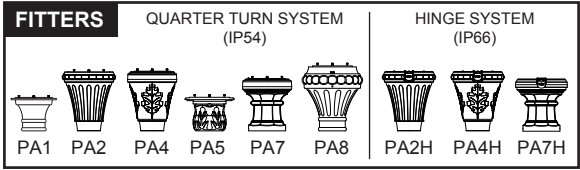
SINGLE TAP: **120 / 208 / 240 / 277 / 347 / 480**  
 DUAL TAP: **DT1/\_\*** (120-240)      \* = connected at  
                  **DT2/\_\*** (120-277)      \_\_\_\_\_ volts  
 TRI TAP: **TT1/\_\*** (120-208-240)  
                  **TT2/\_\*** (120-277-347)  
 QUAD TAP: **QT/\_\*** (120-208-240-277)

### WATT / SOURCE / SOCKET

METAL HALIDE	<b>50 / 70 / 100 / 150 / 175</b>	<b>MH MED</b> (Medium: ORV-OG-OLS-NO)
	<b>70 / 100 / 150</b>	<b>MH MOG</b> (Mogul: ORV-OG-OLS-NO)
	<b>175 / 250 / 400</b>	<b>MH MOG</b> (Mogul: ORV-OG-NO)
	Options: /EL Electronic Ballast /D_* Step Dimming *6, 8 or 10 hours	
	<b>45 / 60 / 90 / 140</b>	<b>MH PGZ12</b>
	<b>210 / 315</b>	<b>MH PGZ18</b>
	Options: /D_* Step Dimming *6, 8 or 10 hours	
HIGH PRESSURE SODIUM	<b>35 / 50 / 70 / 100 / 150</b>	<b>HPS MED</b> (Medium: ORV-OG-OLS-NO)
	<b>50 / 70 / 100 / 150 / 200 / 250 / 400</b>	<b>HPS MOG</b> (Mogul: ORV-OG-OLS-NO)
LED	<b>35 / 55 / 70</b>	<b>LEDD</b> (TYPE 3 & 5)

### COLOR

TEXTURED FINISH	FINE TEXTURED FINISH
<b>BKTX</b> Black	<b>BKST</b> Black
<b>BZTX</b> Bronze	<b>ANST</b> Anthracite
<b>GNDTX</b> Dark Green	<b>GYST</b> Grey
<b>GNTX</b> Green	<b>SANST</b> Metallic Sand
<b>BUTX</b> Blue	
<b>RDTX</b> Red	<b>SMOOTH FINISH</b>
<b>GYTX</b> Grey	<b>SYSM</b> Nu Sparkle Silver
<b>TANTX</b> Tan	
<b>WHTX</b> White	



### OPTIONS

<b>AB:</b> Brass accent	<b>PTR:</b> Post top reducer
<b>AC:</b> Copper accent	<b>PBT:</b> Button type photocell
<b>AO:</b> Chrome accent	<b>PTL:</b> Twist lock photocell receptacle
	<b>HS:</b> House side shield