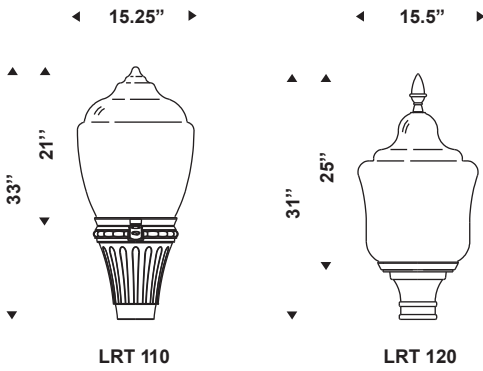


# QUATTRO

## LAURENTIEN series



LRT120



# Laurentien Series



**QUATTRO**  
www.quattrolighting.com

The LRT110 series fixtures are made of a seamless one-piece injection molded globe mechanically fixed to a cast aluminum collar which is assembled to a cast aluminum finial. The LRT120 is provided with a personalized decorative cast aluminum finial. These fixture series offer two types of opening systems, either by a quarter turn rotation of the head module or by means of an integrated hinge to the fitter and collar. The quarter turn opening system allows a tool-free access to the inside of the luminaire while the hinge system allows a tool-free and hands-free access. All fitters are designed to fit onto a 4" outside diameter pole, except for PA7 and PA7H (7" O.D. pole), or else, with the addition of a post top reducer, it could fit other pole dimensions.

## OPTIC

**OLS\_\***  
**OLS\_\*/QS (IP66)**  
Semi cut-off  
Louvers System  
Vertical lamp



\*Type 3 & 5

**NO5**  
**NO5/QS (IP66)**  
Non cut-off  
Vertical lamp



Type 5

**OG\_\***  
Non cut-off  
Glass refractor  
Vertical lamp



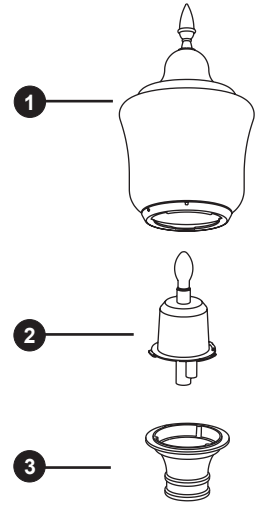
\*Type 3 & 5

**L\_\***  
Full cut-off  
LED Module  
**IP66 Rated**



\*Type 3 & 5

## MAINTENANCE



1- Head Module  
2- Ballast / cone Module  
3- Fitter Module

E.P.A: 1.7sq ft

WEIGHT: 22 lbs

## ORDERING INFO

PRODUCT	OPTIC	LENS	WATT / SOURCE / SOCKET	VOLTAGE	COLOR	FITTER	FINIAL	OPTION
LRT120	OLS3/QS	GAF	100 MH / MED	120	BKTX	PA2H	F4	PTL

## LENS

**GAF:** Frosted Acrylic  
**GPF:** Frosted Polycarbonate  
**GAO:** Opal Acrylic  
**GPO:** Opal Polycarbonate

## VOLTAGE

SINGLE TAP: **120 / 208 / 240 / 277 / 347 / 480**

DUAL TAP: **DT1/\_\* (120-240)**      \* = connected at  
**DT2/\_\* (120-277)**      \_\_\_\_\_ volts

TRI TAP: **TT1/\_\* (120-208-240)**  
**TT2/\_\* (120-277-347)**

QUAD TAP: **QT/\_\* (120-208-240-277)**

## WATT / SOURCE / SOCKET

METAL HALIDE	<b>50 / 70 / 100 / 150 / 175</b>	<b>MH MED</b> (Medium: OG-OLS-NO)
	<b>70 / 100 / 150</b>	<b>MH MOG</b> (Mogul: OG-OLS-NO)
	<b>175 / 250 / 400</b>	<b>MH MOG</b> (Mogul: OG-NO)

Options: /EL Electronic Ballast  
/D\_\* Step Dimming \*6, 8 or 10 hours

<b>45 / 60 / 90 / 140</b>	<b>MH PGZ12</b>
<b>210 / 315</b>	<b>MH PGZ18</b>

Options: /D\_\* Step Dimming \*6, 8 or 10 hours

HIGH PRESSURE SODIUM	<b>35 / 50 / 70 / 100 / 150</b>	<b>HPS MED</b> (Medium: OG-OLS-NO)
	<b>50 / 70 / 100 / 150 / 200 / 250 / 400</b>	<b>HPS MOG</b> (Mogul: OG-OLS-NO)

LED	<b>35 / 55 / 70</b>	<b>LEDD</b> (TYPE 3 & 5)
-----	---------------------	--------------------------

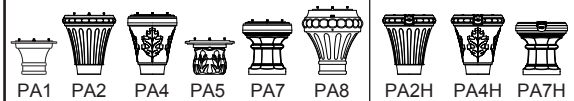
## COLOR

TEXTURED FINISH		FINE TEXTURED FINISH	
<b>BKTX</b> Black	<b>BZTX</b> Bronze	<b>BKST</b> Black	<b>ANST</b> Anthracite
<b>GNDTX</b> Dark Green	<b>GNTX</b> Green	<b>GYST</b> Grey	<b>SANST</b> Metallic Sand
<b>BUTX</b> Blue	<b>RDTX</b> Red	<b>SMOOTH FINISH</b>	
<b>GYTX</b> Grey	<b>TANTX</b> Tan	<b>SYSM</b> Nu Sparkle Silver	
<b>WHTX</b> White			

## FITTERS

QUARTER TURN SYSTEM (IP54)

HINGE SYSTEM (IP66)



## FINIALS



## OPTIONS

<b>AB:</b> Brass accent	<b>PTR:</b> Post top reducer
<b>AC:</b> Copper accent	<b>PBT:</b> Button type photocell
<b>AO:</b> Chrome accent	<b>PTL:</b> Twist lock photocell receptacle
	<b>HS:</b> House side shield