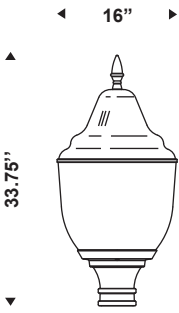


# QUATTRO

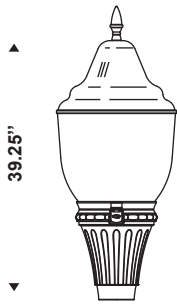
## LAURENTIEN series



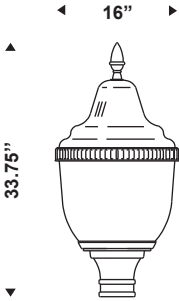
LRT201



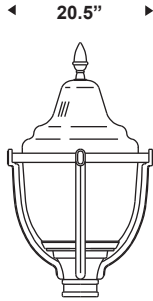
LRT 200



LRT 200



LRT 201



LRT 210

E.P.A: 1.6 sq. Ft.

WEIGHT: 28 lbs

**ORDERING INFO**

PRODUCT	OPTIC	LENS	WATT / SOURCE / SOCKET	VOLTAGE	COLOR	FITTER	FINIAL	OPTION
LRT200	OP3/QS	GAP	100 MH / MED	120	BKTX	PA2H	F4	PTL

**LENS**

**GAP:** Prismatic Clear Acrylic  
**GPP:** Prismatic Clear Polycarbonate

**VOLTAGE**

SINGLE TAP: **120 / 208 / 240 / 277 / 347 / 480**

DUAL TAP: **DT1/\_\* (120-240)** \* = connected at \_\_\_\_\_ volts  
**DT2/\_\* (120-277)**

TRI TAP: **TT1/\_\* (120-208-240)**  
**TT2/\_\* (120-277-347)**

QUAD TAP: **QT/\_\* (120-208-240-277)**

**WATT / SOURCE / SOCKET**

METAL HALIDE	<b>50 / 70 / 100 / 150 / 175</b>	<b>MH</b>	<b>MED</b> (Medium)
	<b>70 / 100 / 150 / 175 / 250 / 400</b>	<b>MH</b>	<b>MOG</b> (Mogul)
Options:	/EL Electronic Ballast /D_* Step Dimming *6, 8 or 10 hours		
	<b>45 / 60 / 90 / 140</b>	<b>MH</b>	<b>PGZ12</b>
	<b>210 / 315</b>	<b>MH</b>	<b>PGZ18</b>
Options:	/D_* Step Dimming *6, 8 or 10 hours		
HIGH PRESSURE SODIUM	<b>35 / 50 / 70 / 100 / 150</b>	<b>HPS</b>	<b>MED</b> (Medium)
	<b>50 / 70 / 100 / 150 / 200 / 250 / 400</b>	<b>HPS</b>	<b>MOG</b> (Mogul)
LED	<b>35 / 55 / 70</b>	<b>LEDD</b>	(TYPE 3 & 5)

**COLOR**

TEXTURED FINISH		FINE TEXTURED FINISH	
<b>BKTX</b> Black	<b>BZTX</b> Bronze	<b>BKST</b> Black	<b>ANST</b> Anthracite
<b>GNDTX</b> Dark Green	<b>GNTX</b> Green	<b>GYST</b> Grey	<b>SANST</b> Metallic Sand
<b>BUTX</b> Blue	<b>RDTX</b> Red	<b>SMOOTH FINISH</b>	
<b>GYTX</b> Grey	<b>TANTX</b> Tan	<b>SYSM</b> Nu Sparkle Silver	
<b>WHTX</b> White			

**FITTERS**

QUARTER TURN SYSTEM (IP54)				HINGE SYSTEM (IP66)		
PA1	PA2	PA4	PA5	PA7	PA8	
				PA2H	PA4H	PA7H

**FINIALS**

F1	F2	F3	F4	F5

**OPTIONS**

<b>AB:</b> Brass accent	<b>PTR:</b> Post top reducer
<b>AC:</b> Copper accent	<b>PBT:</b> Button type photocell
<b>AO:</b> Chrome accent	<b>PTL:</b> Twist lock photocell receptacle
	<b>HS:</b> House side shield

**Laurentien Series**

**QUATTRO**  
www.quattrolighting.com

The LRT200 series fixtures are made of a two parts seamless injection molded prismatic globe. The globe sections are divided by a decorative stainless steel tightening ring and mechanically fixed to a cast aluminum collar which is assembled to a cast aluminum fitter. These fixture series offer two types of opening system, either by a quarter turn rotation of the head module or by means of an integrated hinge to the fitter and collar. The quarter turn opening system allows a tool-free access to the inside of the luminaire while the hinge system allows a tool-free and hands-free access. The LRT210 has its own cast aluminum fitter provided with four cast aluminum arms and a decorative ring. All fitters are designed to fit onto a 4" outside diameter pole, except for PA7 and PA7H (7" O.D. pole), or else, with the addition of a post top reducer, it could fit other pole dimensions.

**OPTIC**

<b>OP_*</b> <b>OP_*/QS (IP66)</b> Non cut-off Refractor Vertical lamp		<b>L_*</b> Full cut-off LED Module <b>IP66 Rated</b>	
	*Type 3 & 5		*Type 3 & 5

**MAINTENANCE**

1- Head Module  
2- Ballast / cone Module  
3- Fitter Module