


QUATTRO

MERIDIEN series



MER101

Meridien Series



QUATTRO

www.quattrolighting.com

The MER100 series fixtures are made of a heavy spun aluminum hood and shade, a cylindrical acrylic globe, a cast aluminum collar and a post top adapter c/w decorative extruded aluminum rods. MER100 and MER101 have an additional decorative aluminum band. The fixture opening is done by means of a quarter turn rotation of the head module. This opening system allows a tool-free access to the inside of the luminaire. The fitter is designed to fit onto a 4" outside diameter pole or else, with the addition of a post top reducer, it could fit other pole dimensions. The globe is offered in three finishes; clear, opal and brushed.

OPTIC

OG_*
Non cut-off
Glass refractor
Vertical lamp



*Type 3 & 5

NO5
Non cut-off
Vertical lamp



Type 5

OLS_*
Semi cut-off
Louvers System
Vertical lamp



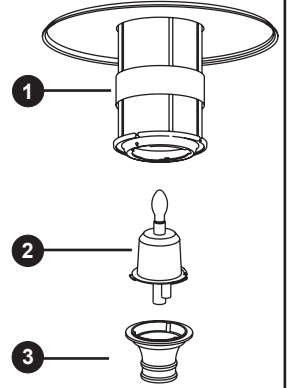
*Type 3 & 5

L_*
Full cut-off
LED Module
IP66 Rated

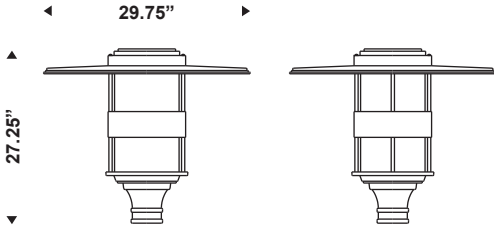


*Type 3 & 5

MAINTENANCE

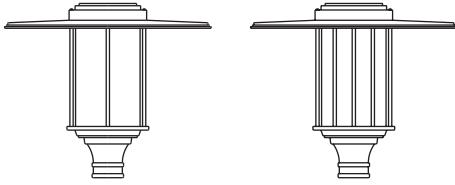


1- Head Module
2- Ballast / cone Module
3- Fitter Module



MER 100

MER 101



MER 102

MER 103

E.P.A: 2.2 sq ft

WEIGHT: 30 lbs

ORDERING INFO

PRODUCT	OPTIC	LENS	WATT / SOURCE / SOCKET	VOLTAGE	COLOR	FITTER	OPTION
MER100	OLS3	GAC	100 MH / MED	120	BKTX	PA1	PBT

LENS

GAC: Clear Acrylic
GAO: Opal Acrylic
GAB: Brushed Acrylic

VOLTAGE

SINGLE TAP: **120 / 208 / 240 / 277 / 347 / 480**
DUAL TAP: **DT1/_* (120-240)**
DT2/_* (120-277)
TRI TAP: **TT1/_* (120-208-240)**
TT2/_* (120-277-347)
QUAD TAP: **QT/_* (120-208-240-277)**

* = connected at _____ volts

WATT / SOURCE / SOCKET

METAL HALIDE **50 / 70 / 100 / 150 / 175** MH **MED** (Medium)
70 / 100 / 150 / 175 MH **MOG** (Mogul)

Options: /EL Electronic Ballast
/D_* Step Dimming *6, 8 or 10 hours

45 / 60 / 90 / 140 MH **PGZ12**
210 / 315 MH **PGZ18**

Options: /D_* Step Dimming *6, 8 or 10 hours

HIGH PRESSURE SODIUM **35 / 50 / 70 / 100 / 150** HPS **MED** (Medium)
50 / 70 / 100 / 150 HPS **MOG** (Mogul)

LED **35 / 55 / 70** **LEDD** (TYPE 3 & 5)

COLOR

TEXTURED FINISH	FINE TEXTURED FINISH
BKTX Black	BKST Black
BZTX Bronze	ANST Anthracite
GNDTX Dark Green	GYST Grey
GNTX Green	SANST Metallic Sand
BUTX Blue	
RDTX Red	SMOOTH FINISH
GYTX Grey	SYSM Nu Sparkle Silver
TANTX Tan	
WHTX White	

FITTER



OPTIONS

PTR: Post top reducer
PBT: Button type photocell
HS: House side shield