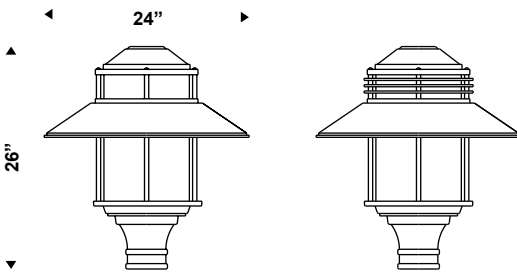


# QUATTRO

## MERIDIEN series

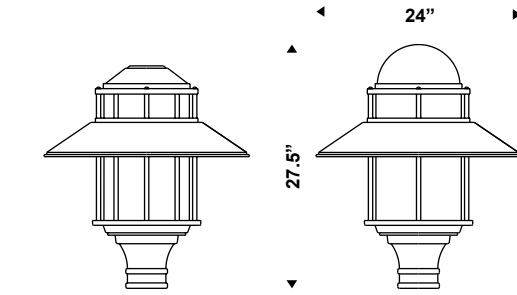


MER121



MER 120

MER 121



MER 122

MER 125

# Meridien Series

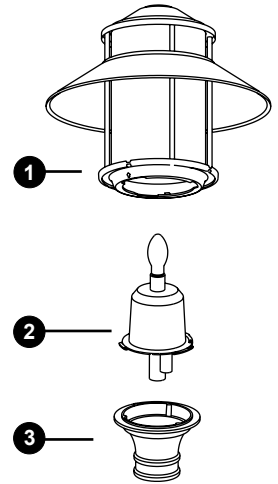


# QUATTRO

www.quattrolighting.com

The MER120 series fixtures are made of a heavy spun aluminum hood and shade, a cylindrical acrylic globe, a cast aluminum collar and a post top adapter c/w decorative extruded aluminum rods. MER121 has additional decorative aluminum louvers. The fixture opening is done by means of a quarter turn rotation of the head module. This opening system allows a tool-free access to the inside of the luminaire. The fitter is designed to fit onto a 4" outside diameter pole or else, with the addition of a post top reducer, it could fit other pole dimensions. The globe is offered in three finishes; clear, opal and brushed.

## MAINTENANCE



- 1- Head Module
- 2- Ballast / cone Module
- 3- Fitter Module

## OPTIC

**OG\_\***  
Non cut-off  
Glass refractor  
Vertical lamp



\*Type 3 & 5

**NO5**  
Non cut-off  
Vertical lamp



Type 5

**OLS\_\***  
Semi cut-off  
Louvers System  
Vertical lamp



\*Type 3 & 5

**L\_\***  
Full cut-off  
LED Module  
**IP66 Rated**



\*Type 3 & 5

E.P.A: 1.85 sq ft

WEIGHT: 24 lbs

## ORDERING INFO

PRODUCT	OPTIC	LENS	WATT / SOURCE / SOCKET	VOLTAGE	COLOR	FITTER	OPTION
MER120	OG3	GAC	100 MH / MED	120	BKTX	PA1	PBT

## LENS

- GAC:** Clear Acrylic
- GAO:** Opal Acrylic
- GAB:** Brushed Acrylic

## VOLTAGE

- SINGLE TAP: **120 / 208 / 240 / 277 / 347 / 480**
  - DUAL TAP: **DT1/\_\* (120-240)**  
**DT2/\_\* (120-277)**
  - TRI TAP: **TT1/\_\* (120-208-240)**  
**TT2/\_\* (120-277-347)**
  - QUAD TAP: **QT/\_\* (120-208-240-277)**
- \* = connected at \_\_\_\_\_ volts

## WATT / SOURCE / SOCKET

METAL HALIDE    **50 / 70 / 100 / 150 / 175**    **MH**    **MED** (Medium)  
                                  **70 / 100 / 150 / 175**    **MH**    **MOG** (Mogul)

Options: /EL Electronic Ballast  
 /D\_\* Step Dimming \*6, 8 or 10 hours

**45 / 60 / 90 / 140**    **MH**    **PGZ12**  
**210 / 315**    **MH**    **PGZ18**

Options: /D\_\* Step Dimming \*6, 8 or 10 hours

HIGH PRESSURE SODIUM    **35 / 50 / 70 / 100 / 150**    **HPS**    **MED** (Medium)  
                                  **50 / 70 / 100 / 150**    **HPS**    **MOG** (Mogul)

LED    **35 / 55 / 70**    **LEDD** (TYPE 3 & 5)

## COLOR

TEXTURED FINISH		FINE TEXTURED FINISH	
<b>BKTX</b>	Black	<b>BKST</b>	Black
<b>BZTX</b>	Bronze	<b>ANST</b>	Anthracite
<b>GNDTX</b>	Dark Green	<b>GYST</b>	Grey
<b>GNTX</b>	Green	<b>SANST</b>	Metallic Sand
<b>BUTX</b>	Blue		
<b>RDTX</b>	Red	SMOOTH FINISH	
<b>GYTX</b>	Grey	<b>SYSM</b>	Nu Sparkle Silver
<b>TANTX</b>	Tan		
<b>WHTX</b>	White		

## FITTER



PA1

## OPTIONS

- PTR:** Post top reducer
- PBT:** Button type photocell
- HS:** House side shield