


QUATTRO

MERIDIEN series



MER141

Meridien Series



QUATTRO

www.quattrolighting.com

The MER130 and MER140 series fixtures are made of a heavy spun aluminum hood and shade, a cylindrical acrylic globe, a cast aluminum collar and a post top adapter c/w decorative extruded aluminum rods. MER140 has an additional decorative aluminum band. The fixture opening is done by means of a quarter turn rotation of the head module. This opening system allows a tool-free access to the inside of the luminaire. The fitter is designed to fit onto a 4" outside diameter pole or else, with the addition of a post top reducer, it could fit other pole dimensions. The globe is offered in three finishes; clear, opal and brushed.

OPTIC

OG_*
Non cut-off
Glass refractor
Vertical lamp



*Type 3 & 5

NO5
Non cut-off
Vertical lamp



Type 5

OLS_*
Semi cut-off
Louvers System
Vertical lamp



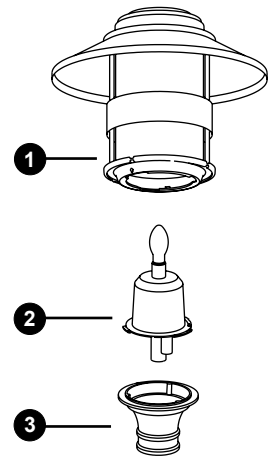
*Type 3 & 5

L_*
Full cut-off
LED Module
IP66 Rated

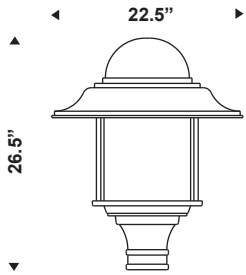


*Type 3 & 5


MAINTENANCE



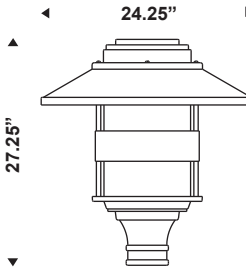
1- Head Module
2- Ballast /cone Module
3- Fitter Module




MER 130



MER 131



MER 140



MER 141

E.P.A: 1.88 sq ft

WEIGHT: 22 lbs

ORDERING INFO

| PRODUCT | OPTIC | LENS | WATT / SOURCE / SOCKET | VOLTAGE | COLOR | FITTER | OPTION |
|---------|-------|------|------------------------|---------|-------|--------|--------|
| MER130 | OG3 | GAC | 100 MH / MED | 120 | BKTX | PA1 | PBT |

LENS

GAC: Clear Acrylic
GAO: Opal Acrylic
GAB: Brushed Acrylic

VOLTAGE

SINGLE TAP: **120 / 208 / 240 / 277 / 347 / 480**
DUAL TAP: **DT1/_* (120-240)**
DT2/_* (120-277)
TRI TAP: **TT1/_* (120-208-240)**
TT2/_* (120-277-347)
QUAD TAP: **QT/_* (120-208-240-277)**
* = connected at _____ volts

WATT / SOURCE / SOCKET

METAL HALIDE **50 / 70 / 100 / 150 / 175** **MH** **MED** (Medium)
70 / 100 / 150 / 175 **MH** **MOG** (Mogul)

Options: /EL Electronic Ballast
/D_* Step Dimming *6, 8 or 10 hours

45 / 60 / 90 / 140 **MH** **PGZ12**
210 / 315 **MH** **PGZ18**

Options: /D_* Step Dimming *6, 8 or 10 hours

HIGH PRESSURE SODIUM **35 / 50 / 70 / 100 / 150** **HPS** **MED** (Medium)
50 / 70 / 100 / 150 **HPS** **MOG** (Mogul)

LED **35 / 55 / 70** **LEDD** (TYPE 3 & 5)

COLOR

| TEXTURED FINISH | FINE TEXTURED FINISH |
|-------------------------|-------------------------------|
| BKTX Black | BKST Black |
| BZTX Bronze | ANST Anthracite |
| GNDTX Dark Green | GYST Grey |
| GNTX Green | SANST Metallic Sand |
| BUTX Blue | |
| RDTX Red | SMOOTH FINISH |
| GYTX Grey | SYSM Nu Sparkle Silver |
| TANTX Tan | |
| WHTX White | |

FITTER



PA1

OPTIONS

PTR: Post top reducer
PBT: Button type photocell
HS: House side shield