

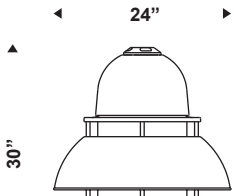
# QUATTRO

## PACIFIC

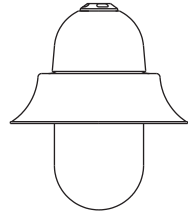
series




PAC115



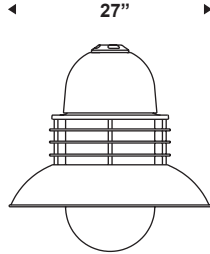
PAC 110



PAC 111



PAC 112



PAC 115

**Pacific Series**



**QUATTRO**

www.quattrolighting.com

The PAC110 series fixtures are made of a seamless one-piece injection molded polycarbonate globe mechanically fastened to a cast aluminum collar completed with a spun aluminum shade and decorative bent aluminum rods. PAC115 offers additional aluminum louvers. The head module is tool-free assembled to a cast aluminum pendant mounting arm adapter by means of a quarter turn rotation. The mounting arm adapter is mechanically fixed to the mounting arm and do not requires his removal to open the fixture. The opening system allows a tool-free servicing of the lamp and ballast or the LED device and driver.

**OPTIC**

**ORV\_\***  
Semi cut-off  
Reflector  
Vertical lamp



\*Type 3 & 5

**NO5**  
Non cut-off  
Vertical lamp



Type 5

**OG\_\***  
Non cut-off  
Glass refractor  
Vertical lamp



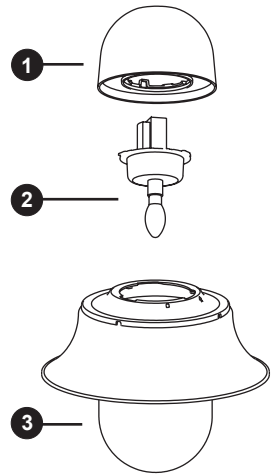
\*Type 3 & 5

**L\_\***  
Full cut-off  
LED Module  
**IP66 Rated**



\*Type 3 & 5

**MAINTENANCE**



1- Fitter Module  
2- Ballast /cone Module  
3- Head Module

E.P.A: 2.2 sq ft

WEIGHT: 44 lbs

**ORDERING INFO**

PRODUCT	OPTIC	LENS	WATT / SOURCE / SOCKET	VOLTAGE	COLOR	OPTION
PAC110	ORV3	GPC	100 MH / MED	120	BKTX	PBT

**LENS**

**GPC:** Clear Polycarbonate  
**GPO:** Opal Polycarbonate  
**GPB:** Brushed Polycarbonate

**VOLTAGE**

SINGLE TAP: **120 / 208 / 240 / 277 / 347 / 480**  
 DUAL TAP: **DT1/\_\* (120-240)** \* = connected at  
**DT2/\_\* (120-277)** \_\_\_\_\_ volts  
 TRI TAP: **TT1/\_\* (120-208-240)**  
**TT2/\_\* (120-277-347)**  
 QUAD TAP: **QT/\_\* (120-208-240-277)**

**WATT / SOURCE / SOCKET**

METAL HALIDE **50 / 70 / 100 / 150 / 175** **MH MED** (Medium)  
**70 / 100 / 150 / 175** **MH MOG** (Mogul)

Options: **/EL** Electronic Ballast  
**/D\_\*** Step Dimming \*6, 8 or 10 hours

**45 / 60 / 90 / 140** **MH PGZ12**  
**210 / 315** **MH PGZ18**

Options: **/D\_\*** Step Dimming \*6, 8 or 10 hours

**COLOR**

<b>TEXTURED FINISH</b>	<b>FINE TEXTURED FINISH</b>
<b>BKTX</b> Black	<b>BKST</b> Black
<b>BZTX</b> Bronze	<b>ANST</b> Anthracite
<b>GNDTX</b> Dark Green	<b>GYST</b> Grey
<b>GNTX</b> Green	<b>SANST</b> Metallic Sand
<b>BUTX</b> Blue	
<b>RDTX</b> Red	<b>SMOOTH FINISH</b>
<b>GYTX</b> Grey	<b>SYSM</b> Nu Sparkle Silver
<b>TANTX</b> Tan	
<b>WHTX</b> White	

HIGH PRESSURE SODIUM **35 / 50 / 70 / 100 / 150** **HPS MED** (Medium)  
**50 / 70 / 100 / 150** **HPS MOG** (Mogul)

**OPTIONS**

**PBT:** Button type photocell  
**HS:** House side shield

LED **35 / 55 / 70** **LEDD** (TYPE 3 & 5)