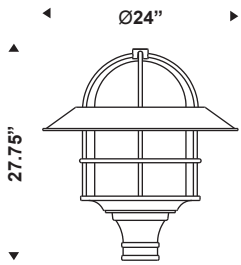


QUATTRO


PACIFIC
series




PAC201



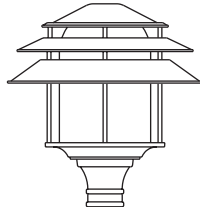
PAC 200



PAC 201



PAC 202



PAC 210

Pacific Series



QUATTRO

www.quattrolighting.com

The PAC200 series fixtures are made of a seamless one-piece injection molded polycarbonate globe mechanically fastened to a cast aluminum collar completed with a spun aluminum shade and decorative bent aluminum rods. The head module is tool-free assembled to a cast aluminum post top adapter by means of a quarter turn rotation. The post top adapter is mechanically fixed to the pole and does not require its removal to open the fixture. This quarter turn opening system allows a tool-free servicing of the lamp and ballast or the LED device and driver. The fitter is designed to fit onto a 4" outside diameter pole or else, with the addition of a post top reducer, it could fit other pole dimensions. The globe is offered in three finishes; clear, opal and brushed.

OPTIC

OG_*
Non cut-off
Glass refractor
Vertical lamp



*Type 3 & 5

OLS_*
Semi cut-off
Louvers system
Vertical lamp



*Type 3 & 5

NO5
Non cut-off
Vertical lamp



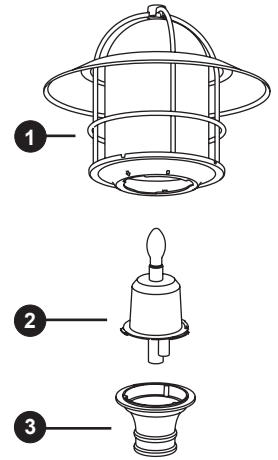
Type 5

L_*
Full cut-off
LED Module
IP66 Rated



*Type 3 & 5

MAINTENANCE



1- Head Module
2- Ballast / cone Module
3- Fitter Module

E.P.A: 1.83 sq ft

WEIGHT: 37 lbs

ORDERING INFO

PRODUCT	OPTIC	LENS	WATT / SOURCE / SOCKET	VOLTAGE	COLOR	FITTER	OPTION
PAC200	OG3	GPC	100 MH / MED	120	BKTX	PA1	PBT

LENS

GPC: Clear Polycarbonate
GPO: Opal Polycarbonate
GPB: Brushed Polycarbonate

VOLTAGE

SINGLE TAP: **120 / 208 / 240 / 277 / 347 / 480**
DUAL TAP: **DT1/_* (120-240)** * = connected at
DT2/_* (120-277) _____ volts
TRI TAP: **TT1/_* (120-208-240)**
TT2/_* (120-277-347)
QUAD TAP: **QT/_* (120-208-240-277)**

WATT / SOURCE / SOCKET

METAL HALIDE **50 / 70 / 100 / 150 / 175** **MH MED** (Medium)
70 / 100 / 150 / 175 **MH MOG** (Mogul)

Options: **/EL** Electronic Ballast
/D_* Step Dimming *6, 8 or 10 hours

45 / 60 / 90 / 140 **MH PGZ12**
210 / 315 **MH PGZ18**

Options: **/D_*** Step Dimming *6, 8 or 10 hours

HIGH PRESSURE SODIUM **35 / 50 / 70 / 100 / 150** **HPS MED** (Medium)
50 / 70 / 100 / 150 **HPS MOG** (Mogul)

LED **35 / 55 / 70** **LEDD** (TYPE 3 & 5)

COLOR

TEXTURED FINISH	FINE TEXTURED FINISH
BKTX Black	BKST Black
BZTX Bronze	ANST Anthracite
GNDTX Dark Green	GYST Grey
GNTX Green	SANST Metallic Sand
BUTX Blue	
RDTX Red	SMOOTH FINISH
GYTX Grey	SYSM Nu Sparkle Silver
TANTX Tan	
WHTX White	

FITTER



PA1

OPTIONS

PTR: Post top reducer
PBT: Button type photocell
HS: House side shield