

Ordering #	Wall thickness
# SPM84 A	0.125"
# SPM84 C	0.188"
# SPM84 E	0.250"
# SPM84 H	0.226/SCH40
# SPM84 I	0.318/SCH80

Pole Guide

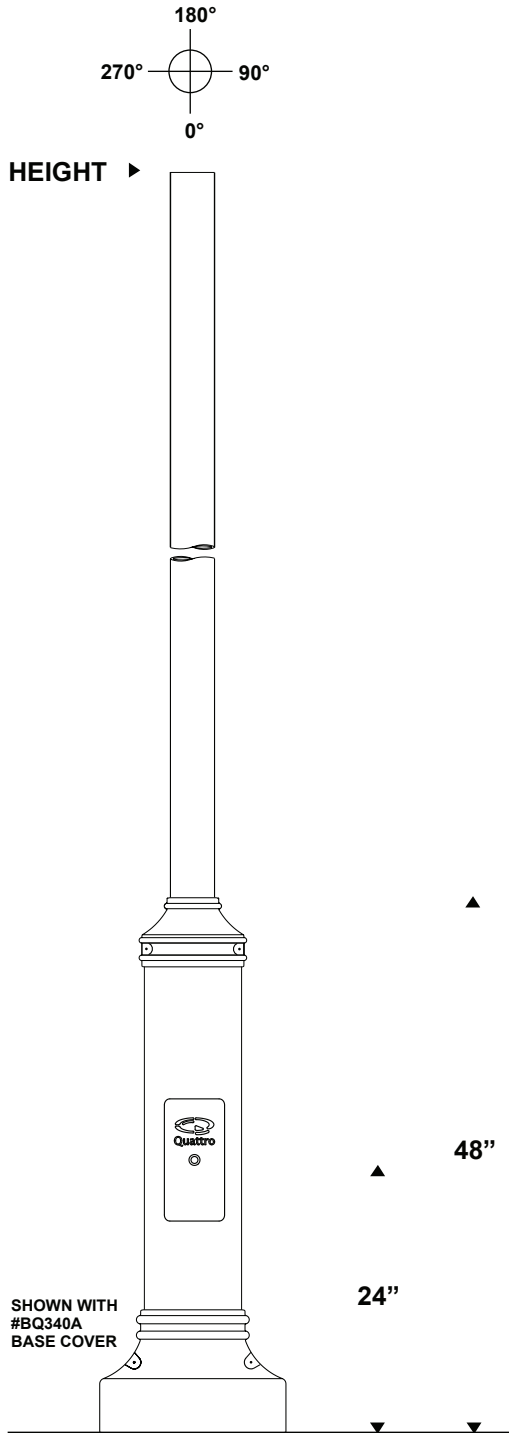
8 5/8"Ø to 4"Ø
Bottleneck
Steel

SPM84

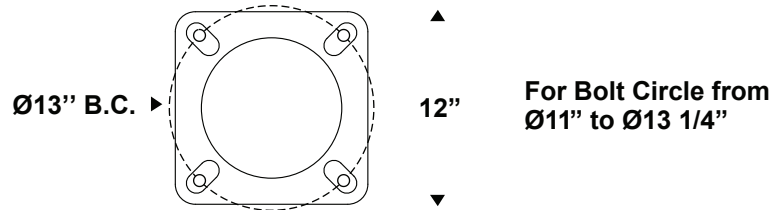
ORDERING INFO

POLE	HEIGHT	BASE COVER	COLOR	OPTION
SPM84A	12	BQ340A	BKTX	GFI

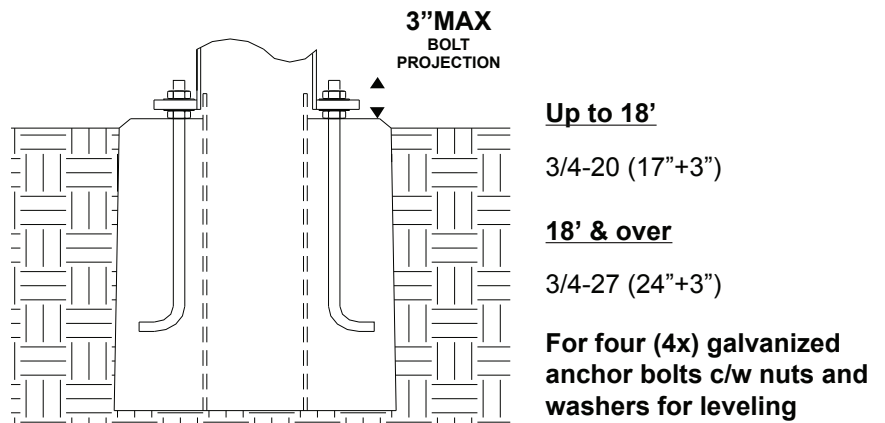
Bottleneck Ø8 5/8" to 4" outside diameter pole. The 4" upper shaft, made of a seamless one piece high-tensile steel, rolled and sealed by a vertical flattened welding, is welded over a second Ø8 5/8" high-tensile steel tube (same manufacturing) c/w welded reinforcing rings. The pole assembly is welded to a heavy steel anchor plate. A cast aluminum access door covers a 4" x 9" hand hole located at 24" from anchor plate. C/w weatherproof gasket, hex socket head cap screw and ground bolt opposite to the door.



ANCHOR PLATE DETAIL



INSTALLATION DETAIL



OPTIONS

	GALV Galvanized
LF1 Single In-Line Fusing	TP Tamper Proof Screw (Access Door)
LF2 Double In-Line Fusing	PBT Button Type Photocell
DR Duplex Receptacle c/w Cover	PTL Twist Lock Photocell Receptacle
GFI Duplex Receptacle c/w Ground Fault Interrupter and Cover	PTL1 Twist Lock Photocell Receptacle c/w Painted Photocell Cover

COLOR

Consult color chart

QUATTRO
www.quattrolighting.com