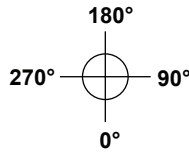


Ordering #

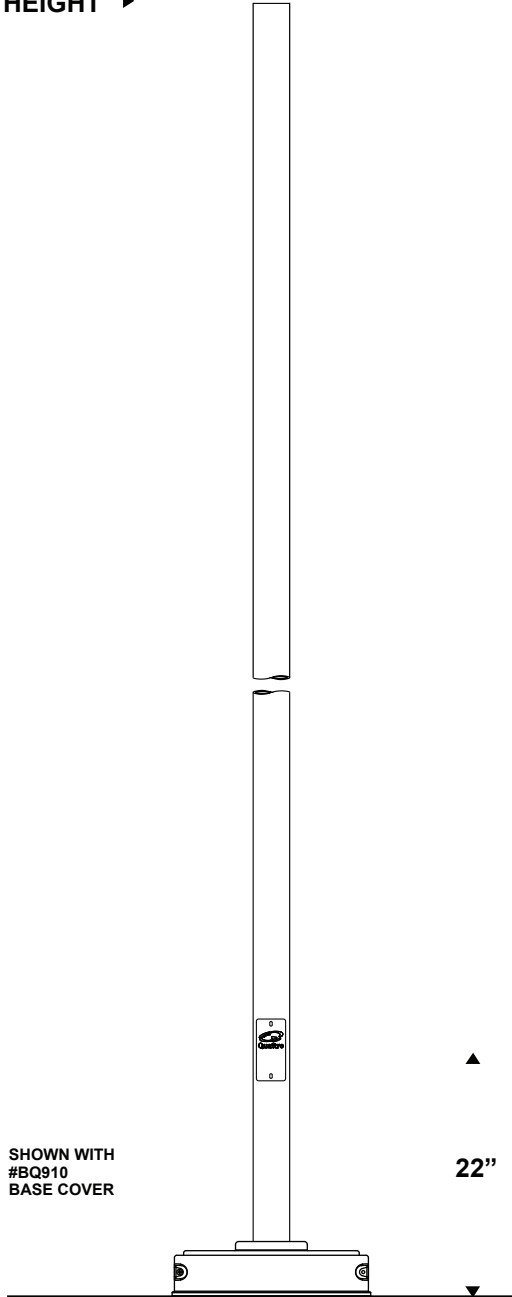
Wall thickness

- # AP3 A
- # AP3 B
- # AP3 C
- # AP3 E

- 0.125"
- 0.156"
- 0.188"
- 0.250"



HEIGHT ▶



Pole Guide

3" Round Aluminum

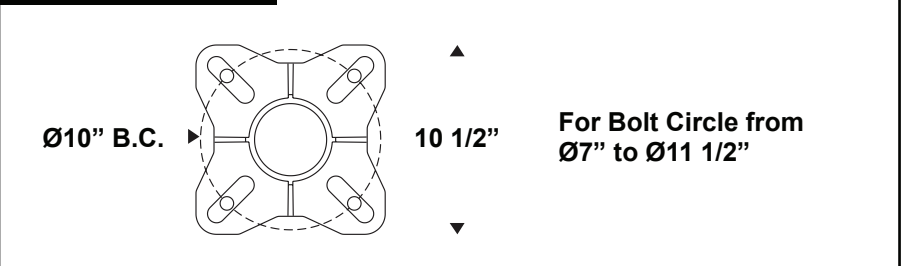
AP3

ORDERING INFO

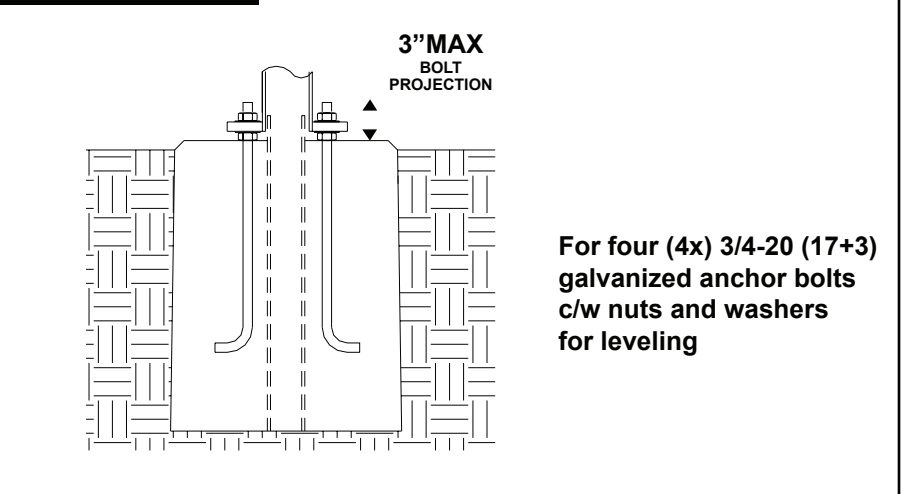
POLE	HEIGHT	BASE COVER	COLOR	OPTION
AP3A	12	BQ910	BKTX	GFI

3" outside diameter pole made from extruded aluminum tube welded to a cast aluminum anchor plate. An aluminum access door covers a hand hole (1 1/2" x 4.5") located at 22" from anchor plate. Complete with weatherproof gasket, pan phillips head type screws and ground bolt opposite to the door.

ANCHOR PLATE DETAIL



INSTALLATION DETAIL



OPTIONS

- | | |
|---|---|
| LF1 Single In-Line Fusing | TP Tamper Proof Screw (Access Door) |
| LF2 Double In-Line Fusing | PBT Button Type Photocell |
| DR Duplex Receptacle c/w Cover | PTL Twist Lock Photocell Receptacle |
| GFI Duplex Receptacle c/w Ground Fault Interrupter and Cover | PTL1 Twist Lock Photocell Receptacle c/w Painted Photocell Cover |

COLOR

Consult color chart