

QUATTRO

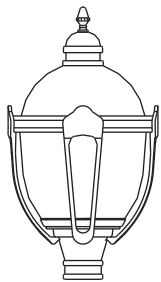
SIERRA series



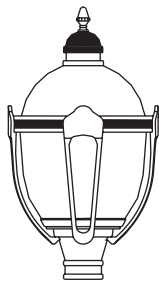
SRA300

◀ Ø18.5" ▶

▲
33.75"

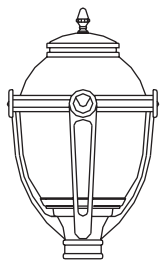


SRA 300

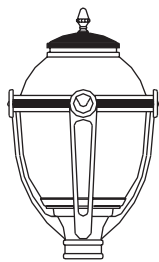


SRA 300
(AC)

▲
31"



SRA 310



SRA 310
(AC)

E.P.A: 1.8 sq ft

WEIGHT: 34 lbs

ORDERING INFO

PRODUCT	OPTIC	LENS	WATT / SOURCE / SOCKET	VOLTAGE	COLOR	FITTER	FINIAL	OPTION
SRA300	OP3	GAP	100 MH / MED	120	BKTX	PA1	F1	AC

LENS

GAC: Clear Acrylic Globe
GPC: Clear Polycarbonate Globe
GAP: Clear Acrylic Prismatic Globe
GPP: Clear Polycarbonate Prismatic Globe

VOLTAGE

SINGLE TAP: 120 / 208 / 240 / 277 / 347 / 480

DUAL TAP: DT1/_* (120-240) * = connected at
 DT2/_* (120-277) _____ volts

TRI TAP: TT1/_* (120-208-240)
 TT2/_* (120-277-347)

QUAD TAP: QT/_* (120-208-240-277)

WATT / SOURCE / SOCKET

METAL HALIDE	50 / 70 / 100 / 150 / 175 70 / 100 / 150 / 175 / 250 / 400	MH MED (Medium) MH MOG (Mogul)
	Options: /EL Electronic Ballast /D_* Step Dimming *6, 8 or 10 hours	
	45 / 60 / 90 / 140 210 / 315	MH PGZ12 MH PGZ18
	Options: /D_* Step Dimming *6, 8 or 10 hours	

COLOR

TEXTURED FINISH	FINE TEXTURED FINISH
BKTX Black	BKST Black
BZTX Bronze	ANST Anthracite
GNDTX Dark Green	GYST Grey
GNTX Green	SANST Metallic Sand
BUTX Blue	
RDTX Red	SMOOTH FINISH
GYTX Grey	SYSM Nu Sparkle Silver
TANTX Tan	
WHTX White	

HIGH PRESSURE SODIUM	35 / 50 / 70 / 100 / 150 50 / 70 / 100 / 150 / 200 / 250 / 400	HPS MED (Medium) HPS MOG (Mogul)
----------------------	---	-------------------------------------

FITTER

PA1

FINIAL

F1 F2 F3 F4 F5

LED	35 / 55 / 70	LEDD (TYPE 3 & 5)
-----	--------------	-------------------

OPTIONS

PTR: Post top reducer **AB:** Brass accent
HS: House side shield **AC:** Copper accent
PBT: Button type photocell **AO:** Chrome accent

Sierra Series

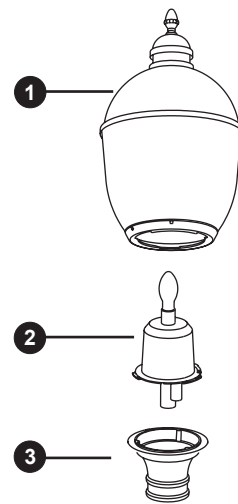


QUATTRO

www.quattrolighting.com

The SRA300 Series fixtures are made of a seamless one-piece injection molded globe surmounted of spun aluminum hood provided with a decorative spun aluminum cupola and a cast aluminum finial. The globe is assembled to a cast aluminum collar. The removable head module is secured on a cast aluminum fitter by a simple quarter turn rotation. This quarter turn opening system allows a tool-free access to the lamp and regulator or LED device and driver. The post top fitter is provided with four cast aluminum arms and a decorative aluminum ring. The fitter is designed to fit onto a 4" outside diameter pole or else, with the addition of a post top reducer, it could fit other pole dimensions.

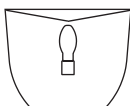
MAINTENANCE



1- Head Module
 2- Ballast / cone Module
 3- Fitter Module

OPTIC

OP_*
 Non cut-off Refractor Vertical lamp



*Type 3 & 5

L_*
 Full cut-off LED Module IP66 Rated



*Type 3 & 5