

QUATTRO

SIERRA
series



SRA402

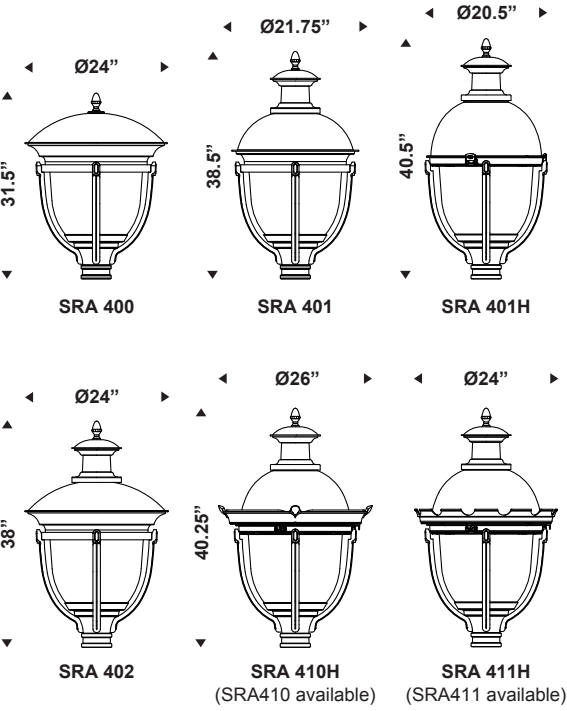
Sierra Series



QUATTRO

www.quattrolighting.com

The Quad Turn SRA400 Series fixtures are made of a seamless one-piece injection molded globe surmounted of spun aluminum hood provided with a decorative cast aluminum finial. The globe is fastened to a cast aluminum collar. The removable head module is secured on a cast aluminum fitter by a simple quarter turn rotation. The post top fitter is provided with four cast aluminum arms and a decorative aluminum ring. The fitter is designed to fit onto a 4" outside diameter pole or else, with the addition of a post top reducer, it could fit other pole dimensions. SRA401H, SRA410H and SRA411H offer an articulated hood. The hinged opening system allows a tool-free and hands-free access to the lamp and ballast or LED device and driver.

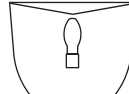


E.P.A: 2.5 sq ft

WEIGHT: 44 lbs

OPTIC

OP *
Non cut-off
Refractor
Vertical lamp



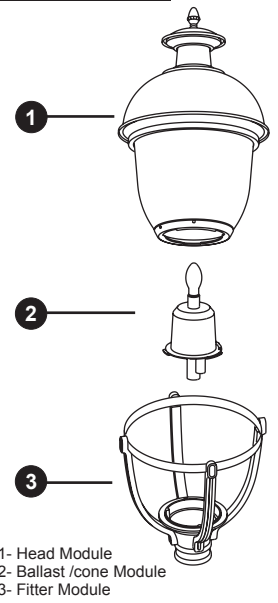
*Type 3 & 5

L *
Full cut-off
LED Module
IP66 Rated



*Type 3 & 5

MAINTENANCE



ORDERING INFO

| PRODUCT | OPTIC | LENS | WATT / SOURCE / SOCKET | VOLTAGE | COLOR | FITTER | FINIAL | OPTION |
|---------|-------|------|------------------------|---------|-------|--------|--------|--------|
| SRA400 | OP3 | GAC | 100 MH / MED | 120 | BKTX | PA1 | F1 | PBT |

LENS

- GAC:** Clear Acrylic Globe
- GPC:** Clear Polycarbonate Globe
- GAP:** Clear Acrylic Prismatic Globe
- GPP:** Clear Polycarbonate Prismatic Globe

VOLTAGE

- SINGLE TAP: **120 / 208 / 240 / 277 / 347 / 480**
- DUAL TAP: **DT1/_* (120-240)** * = connected at
DT2/_* (120-277) _____ volts
- TRI TAP: **TT1/_* (120-208-240)**
TT2/_* (120-277-347)
- QUAD TAP: **QT/_* (120-208-240-277)**

WATT / SOURCE / SOCKET

| | | |
|--------------|---|---|
| METAL HALIDE | 50 / 70 / 100 / 150 / 175 70 / 100 / 150 / 175 / 250 / 400 | MH MED (Medium) MH MOG (Mogul) |
| Options: | /EL Electronic Ballast /D_* Step Dimming *6, 8 or 10 hours | |
| | 45 / 60 / 90 / 140 210 / 315 | MH PGZ12 MH PGZ18 |
| Options: | /D_* Step Dimming *6, 8 or 10 hours | |

COLOR

| TEXTURED FINISH | FINE TEXTURED FINISH |
|-------------------------|-------------------------------|
| BKTX Black | BKST Black |
| BZTX Bronze | ANST Anthracite |
| GNDTX Dark Green | GYST Grey |
| GNTX Green | SANST Metallic Sand |
| BUTX Blue | |
| RDTX Red | SMOOTH FINISH |
| GYTX Grey | SYSM Nu Sparkle Silver |
| TANTX Tan | |
| WHTX White | |

| | | |
|----------------------|---|---|
| HIGH PRESSURE SODIUM | 35 / 50 / 70 / 100 / 150 50 / 70 / 100 / 150 / 200 / 250 / 400 | HPS MED (Medium) HPS MOG (Mogul) |
|----------------------|---|---|

| | | |
|-----|--|--|
| LED | 35 / 55 / 70 31 / 45 / 48 / 65 / 68 / 91 / 99 / 140 140 | LEDD (TYPE 3 & 5) LEDF (TYPE 3 & 5) SRA401H-SRA410H-SRA411H LEDE (TYPE 3 & 5) SRA401H-SRA410H-SRA411H |
|-----|--|--|

FITTER



PA1

FINIAL



OPTIONS

- PTR:** Post top reducer
- HS:** House side shield
- PBT:** Button type photocell
- PTL:** Twist lock photocell receptacle
- PTL1:** Twist lock photocell receptacle c/w painted cover
- AB:** Brass accent
- AC:** Copper accent
- AO:** Chrome accent